

BLACK

1 9 0 0

CHRISTO LEFROY BROOKS
A CENTURY OF CLASSICS



As we progress into this new century I strongly suspect that the control of water will be by electronic solenoids like our dishwashers and washing machines. Taps will disappear and we will be left holding remote controls or prodding steamy screens.

Taps therefore as we know them today may have existed for only around a century and are perhaps destined like the horse and carriage to disappear into the mists of nostalgia.

I have therefore taken on the task of researching this century of taps and selecting the great classics from each decade. From their domestic origins in the late Victorian era through the mechanical angularity of the Edwardians, the curvaceous turn of the century French, the colonial twenties, the Deco thirties, the streamline fifties, the starry sixties to the nineteen seventies when it all seemed to begin again.

Each decade has been carefully considered and researched. I have visited many museums, countless salvage yards and been unexpectedly welcomed into castles, cottages and dealers' dens. It has mostly been a journey of joy. One develops a passion for the chase, unearthing sometimes at great length at other times in an unexpected instant these forgotten art forms of history.

But what does a true classic mean and how does a design become a classic. Foremost it stands the test of time, it is popular, a design which sold well in its day and continued to be demanded and of course it worked, it functioned, it did its job.

Beautiful products, beautifully made, beautifully practical and still beautiful today.

All the taps I chose were still in working order, maybe in need of some grease or new washers but functioning even after in some cases a 100 years. These are art forms – sculptures not only for the eye but also for the hand – they look right and feel right.

This is of necessity a work in progress, first and foremost, because as you will see it did not stop with taps. Today we don't buy baths we buy bathrooms so ceramic chinaware, accessories, lighting, baths and showers had to be added to complete each period. There are still gaps in some ranges and new decades will be added as production allows.

In the meantime I offer the results of my labours to date – 'A century of classics' – the story of a hundred years of bathrooms. You are currently holding '1900 Black' – which is one in a series of eight brochures.

I sincerely hope some of the pleasure I received from discovering and developing these products is transferred as you use these fabulous classics of the last century.

CHRISTO LEFROY BROOKS LUCCA 2005



Above: BK 4502 Classic Black Fine Bone China Mug and Holder.

Opposite Page: BL 1220 Classic Black Lever Three Hole Basin Mixer with Pop-up Waste.

Finishes – Silver Nickel, Chrome, Antique Gold and Satin Nickel.

taps



Left: BL 1517 Deck Mounted Black Ceramic Lever Bridge Mixer.

Below: BL 1228 Mackintosh Black Lever Three Hole Basin Mixer with Pop-up Waste.



Right: BL 8704 Exposed Black Lever Thermostatic Mixing Valve with Riser Kit, Handset, Lever Diverter and 8" Rose.

Below: BL 8725 Exposed Black Lever Godolphin Thermostatic Mixing Valve with Top Return Bend to wall for concealed shower outlet.



Finishes – Silver Nickel, Chrome, Antique Gold and Satin Nickel.



black showers



Above: BL 8717 Concealed Black Lever
Thermostatic Mixing Valve with Sliding
Rail and Handset.

Finishes – Silver Nickel, Chrome,
Antique Gold and Satin Nickel.





Left: BK 4511 Double
Robe Hook with Black
Ceramic Acorns.

Right: BL 1151 Classic
Wall Mounted Bath
Filler with Black Levers.

Below: BL 5002 Shower
Body Jets Flow Control
Valve.





Above Top: BL 1250 Classic Black Lever Four Hole Bath Set with Diverter and Pull-out Shower.

Above: BK 4505 Cast Brass Soap Holder with Black Fine Bone China Dish.

Left: BL 1144 Classic Black Lever Bath Shower Mixer with Standpipes.

Finishes – Silver Nickel, Chrome, Antique Gold and Satin Nickel.



classic black

Above: BL 8823 Exposed Black Lever
Godolphin Thermostatic Bath and Shower
Valve with Cradle and Handset.
(Available Wall or Deck Mounted).



Above: BK 4500 Black Ceramic Paper Holder.

Left: BK 4507 Classic Large Bore (1") Black Stove Enamelled Towel Bar with Large Backplates (Standard 20" Length), BK 4508 for Extra Long 30".



Page Opposite: BK 7303/BK 7304 Metropole Three Hole Basin and Pedestal in Black with BL 1228 Mackintosh Black Lever Three Hole Basin Mixer with Pop-up Waste shown with assorted accessories — see index.

Lefroy Brooks manufacture the range of white Metro Tiles seen throughout this brochure.

Left: BK 4513 Black Stove Enamelled Grab Bar (15") with Large Backplates.



Finishes – Silver Nickel, Chrome, Antique Gold and Satin Nickel.

china blacks

PHOTOGRAPHY BY ANTHONY PERKINS





BL 1220
CLASSIC BLACK LEVER THREE
HOLE BASIN MIXER WITH
POP-UP WASTE



BL 1228
MACKINTOSH BLACK LEVER
THREE HOLE BASIN
MIXER WITH POP-UP WASTE



BL 1224
CONNAUGHT BLACK LEVER
THREE HOLE BASIN
MIXER WITH POP-UP WASTE



BL 1216
EDWARDIAN BLACK LEVER
THREE HOLE BASIN MIXER WITH
POP-UP WASTE



BL 1230
TUBULAR BLACK LEVER
THREE HOLE BASIN
MIXER WITH CLICK-UP WASTE



BL 1517
BLACK LEVER BRIDGE MIXER
WITH 9" SPOUT (ALSO AVAILABLE
BL 9007 WITH 6.5" SPOUT)



BL 1195
CLASSIC BLACK LEVER BIDET MONOBLOC
WITH POP-UP WASTE
(ALSO AVAILABLE BL 1185 BASIN
MONOBLOC WITH POP-UP WASTE)



BL 1461
CLASSIC BLACK LEVER BIDET
THREE HOLE WITH ASCENDING SPRAY
AND POP-UP WASTE



BL 8030
CLASSIC BLACK LEVER LONG NOSE
BASIN PILLAR TAPS (1 PAIR)
(ALSO AVAILABLE BL 8054 BATH
PILLAR TAPS - 1 PAIR)



BL 1100
CLASSIC BLACK LEVER
BATH SHOWER MIXER DECK MOUNTED
(ALSO AVAILABLE BL 1166
WALL MOUNTED)



BL 1144
CLASSIC BLACK LEVER BATH SHOWER MIXER
WITH STANDPIPES (ALSO AVAILABLE
BL 1145 WITH ADJUSTABLE STANDPIPES
FOR MOUNTING UNDER BATH RIM)



BL 8823
EXPOSED BLACK LEVER
GODOLPHIN THERMOSTATIC BATH
AND SHOWER VALVE WITH
CLASSIC HANDSET



BL 1107
CLASSIC BLACK LEVER BATH FILLER
DECK MOUNTED (ALSO AVAILABLE
BL 1151 FOR WALL MOUNTING)



BL 1250
CLASSIC BLACK LEVER
FOUR HOLE BATH SET WITH DIVERTER
AND PULL-OUT SHOWER



BL 1152
CLASSIC BLACK LEVER CONCEALED WALL
BATH FILLER (ALSO AVAILABLE BL 1212
WALL MOUNTED BASIN FILLER)



BL 8700
EXPOSED BLACK LEVER
GODOLPHIN THERMOSTATIC
MIXING VALVE



BL 8725
EXPOSED BLACK LEVER GODOLPHIN
THERMOSTATIC MIXING VALVE
WITH TOP RETURN BEND



BL 8706
CONCEALED BLACK
LEVER GODOLPHIN THERMOSTATIC
MIXING VALVE



BL 8801
ARCHIPELAGO THERMOSTATIC
VALVE AND BLACK LEVER FLOW
CONTROL (ORDER SHOWER
HEADSET SEPARATELY)



LB 1771
CLASSIC EIGHT JET BRUNSWICK
ADJUSTABLE HEAD WITH
SHOWER ARM



MK 1774
MACKINTOSH 8" APRON ROSE WITH
SHORT ARM (SUITABLE FOR CUBICLE)
ALSO AVAILABLE LB 1774 CLASSIC
ROSE – SEE PICTURE BELOW



BL 8717
CONCEALED BLACK
LEVER THERMOSTATIC MIXING VALVE
WITH SLIDING RAIL AND
HANDSET



BL 8704
EXPOSED BLACK LEVER THERMOSTATIC
VALVE WITH RISER KIT, HANDSET,
LEVER DIVERTER AND 8" ROSE
(ALSO AVAILABLE BL 8703 WITH 5" ROSE)



BL 8825
EXPOSED BLACK LEVER THERMOSTATIC
BATH AND SHOWER VALVE WITH RISER KIT,
HANDSET, LEVER DIVERTER AND 8" ROSE
(ALSO AVAILABLE BL 8824 WITH 5" ROSE)



BK 4502
BLACK FINE BONE CHINA MUG
AND HOLDER



BK 4505
CAST BRASS SOAP HOLDER WITH
BLACK FINE BONE CHINA DISH



BK 4500
BLACK CERAMIC PAPER
HOLDER



BK 4507
BLACK LARGE BORE (1") STOVE
ENAMELLED TOWEL RAIL (STANDARD 20")
ALSO AVAILABLE BK 4508 LONG 30"



BK 4513
BLACK STOVE ENAMELLED
GRAB BAR (15")
WITH LARGE BACKPLATES



BK 1307
BLACK CERAMIC
CISTERN LEVER HANDLE
(COMPLETE)



BK 4503
BRUSH AND BLACK POT WITH
WALL BRACKET AND BRASS COVER PLATE
(ALSO AVAILABLE BK 4504 FREE
STANDING BRUSH AND BLACK POT)



BK 4511
DOUBLE ROBE HOOK WITH
BLACK CERAMIC
ACORNS



BK 4512
SINGLE ROBE HOOK WITH
BLACK CERAMIC
ACORN



BK 4517
GLASS SHELF WITH TWIN FINE
BONE BLACK CHINA
MUGS



BK 4501
SPARE PAPER HOLDER WITH
BLACK CERAMIC
ACORN



BK 4515
FREESTANDING SOAP DISH HOLDER
WITH BLACK
FINE BONE CHINA DISH



LB 4506
CLASSIC CIRCULAR REAL
SPONGE BASKET



LB 4510
CLASSIC SHOWER BOTTLE
RACK



LB 4941
CLASSIC WIRE CORNER SOAP DISH
(ALSO AVAILABLE LB 4934
FOR FLAT WALL)



LB 4000
CLASSIC SINGLE WALL BRACKET
WITH 6" OPAL GLOBE



LB 4009
CLASSIC OPAL TUBULAR
WALL LIGHT



LB 4004
CLASSIC CEILING LIGHT
WITH 10" OVAL OPAL GLOBE



BK 7303
BLACK METROPOLE THREE HOLE
BASIN 24.5" (620 MM)



BK 7301
BLACK METROPOLE ONE HOLE
BASIN 24.5" (620 MM)
TWO HOLE BASIN BK 7302 ALSO AVAILABLE



BK 7304
BLACK PEDESTAL FOR
METROPOLE BASINS



BK 7208
CLASSIC BLACK CLOSE COUPLED
CISTERN WITH SIDE FLUSH
(REQUIRES CISTERN FITTINGS LB 7299)



BK 7207
CLASSIC BLACK CLOSE
COUPLED PAN



LB 7242
CLASSIC BLACK LAVATORY
SEAT WITH BAR HINGE



BK 8623
SUPER SIZE DOUBLE ENDED
BATH IN BLACK
L77" x W37.5" x H24" INCL FEET
(L1950 x W950 x H610 MM)



LB 8625
SET OF FOUR LEFROY BROOKS
CAST IRON FEET
AVAILABLE IN ALL PLATED FINISHES
AND 'READY-TO-PAINT'



BK 3202
CLASSIC BALL JOINTED
CAST IRON RADIATOR IN BLACK
H37.5" x W26.5" x D8"
(H953 x W669 x D205 MM)



LB 4509
CLASSIC TILTING MIRROR WITH
BEVELLED GLASS




BK 3701
LARGE CLASSIC MEDICINE
CABINET IN BLACK



LB 4518
THREE TIER GLASS
SHELF

ALL PRODUCTS ARE AVAILABLE IN SILVER NICKEL, CHROME, ANTIQUE GOLD OR SATIN NICKEL FINISHES



You are holding one of eight brochures that detail the 'Century of Classics' Bathroom Range designed by Christo Lefroy Brooks.

The complete Bathroom Range of Taps, Showers, Chinaware, Accessories, Lighting and Spares can be found in the Price Book.

FOR ALL ENQUIRIES TELEPHONE
 +44 1992 708316



L E F R O Y B R O O K S

www.lefroybrooks.com

The use of trademarks, product design and artwork is subject to licence or agreement with Christo A. Lefroy Brooks. The design registrations, trademark registrations and copyrights are protected by law and the use or reproduction outside the terms of an agreement is prohibited. The right to modify designs and dimensions is reserved. Christo Lefroy Brooks is a member of ACID (Anti Copying in Design).